


**One Shot Octal Socket Power Supply
WSCC-102 - Installation Instructions****Regal Rexnord**

Application Engineering: 800 626 2093

PTSAppeEng@regalrexnord.comregalrexnord.com/warnerelectric**FORM****MCM-P-239-38-WE****Revised****January 2020****⚠ DANGER** Indicates a hazard which, if not avoided, will result in serious injury or death.**⚠ WARNING** Indicates a hazard which, if not avoided, could result in serious injury or death.**⚠ CAUTION** Indicates a hazard which, if not avoided, could result in minor or moderate personal injury.**NOTICE** Indicates information considered important, but not hazard-related (e.g. messages relating to property damage).**Part Number**

901-00-019

Installation Instructions

Part # 901-00-019

⚠ WARNING Failure to follow these instructions may result in product damage, equipment damage, and serious or fatal injury to personnel.

Introduction

Warner Electric's One Shot Octal Socket Power Supply is a plug-in clutch/brake control designed for operation of AC or DC wrap spring clutches and brakes. The One Shot provides a single voltage pulse of 160 or 325 VDC for approximately 15MS, whether the customer supplied switch is momentarily closed or held closed, and can be used with all 12VDC, 24VDC, 90VDC, and 115VAC D-frame solenoid operated products that contain an Actuator Limit Stop option.

This unit may be mounted in any convenient position using the two mounting holes provided on the socket.

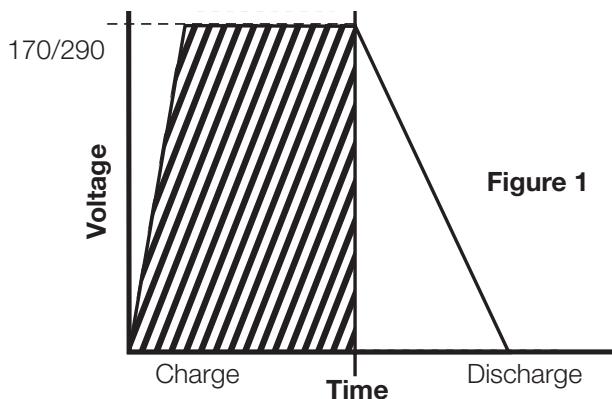
Specifications

Input:	120/240 VAC, 50/60 Hz
Output:	160/290 VDC peak 5 amps max. load
Ambient Temp.:	+32° to +122°F (0° to 50°C)
Cycle Rate:	The maximum cycle rate is 300 CPM*.

*See below for maximum cycle rates by input

VAC Input	Maximum Cycle Rate
120	300 CPM
240	40 CPM

Charge/Discharge Time



Example: 40 CPM=
NC .75s charge time
NO .75s discharge time

240VAC Operation Note:

Control should not be left in NC state, with AC power applied, for extended periods.

Installation

1. Connect the two leads from the wrap spring solenoid to terminals 6 and 7 of the octal socket.
2. Connect the common of the relay to terminal 1 of the socket, the normally closed to terminal 2, and the normally open to terminal 8.
3. Connect the HOT AC input wire to terminal 3 of the socket and the neutral wire to terminal 4. Protect the control with a fuse on the hot side of the AC input voltage line.

For 120VAC operation	1/8 AMP, 125VAC FA
For 240VAC operation	1/4 AMP, 240VAC FA

See fuse wiring options in Connection Diagram.

Reorder Information

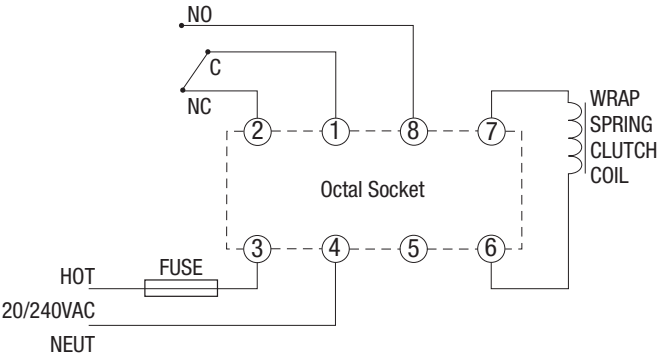
Model	Part No.
One Shot Power Supply	901-00-019
Octal Socket	6001-101-001
DIN Rail Mount Octal Socket	6001-101-002

Warner Electric's Complete Line of Wrap Spring Products

Series	Torque Ratings	Models
Standard CB	from 25 lb.in to 2,500 lb.in	CB-2, CB-4, CB-5, CB-6 and CB-8
Super CB (SCB)	from 250 lb.in to 2,500 lb.in	Super CB-5, Super CB-6 and Super CB-8
WSC	from 25 lb.in to 2,500 lb.in	WSC-2, WSC-4, WSC-5, WSC-6 and WSC-8
Controls	One Shot Power Supply WSCC- 101 and One Shot Octal Socket Power Supply WSCC-102	

Connection Diagram

Panel Mount
fuse wiring



Optional in-line
fuse wiring

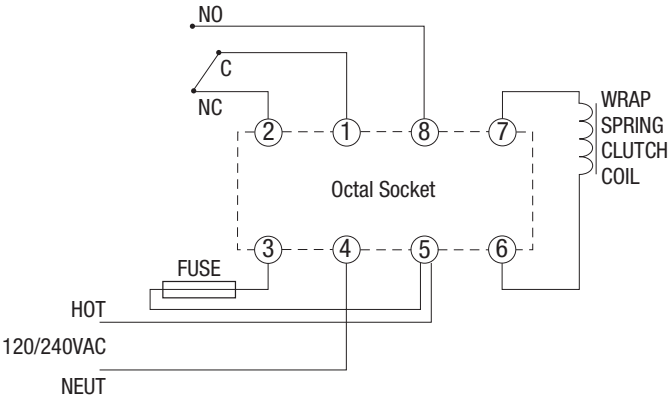
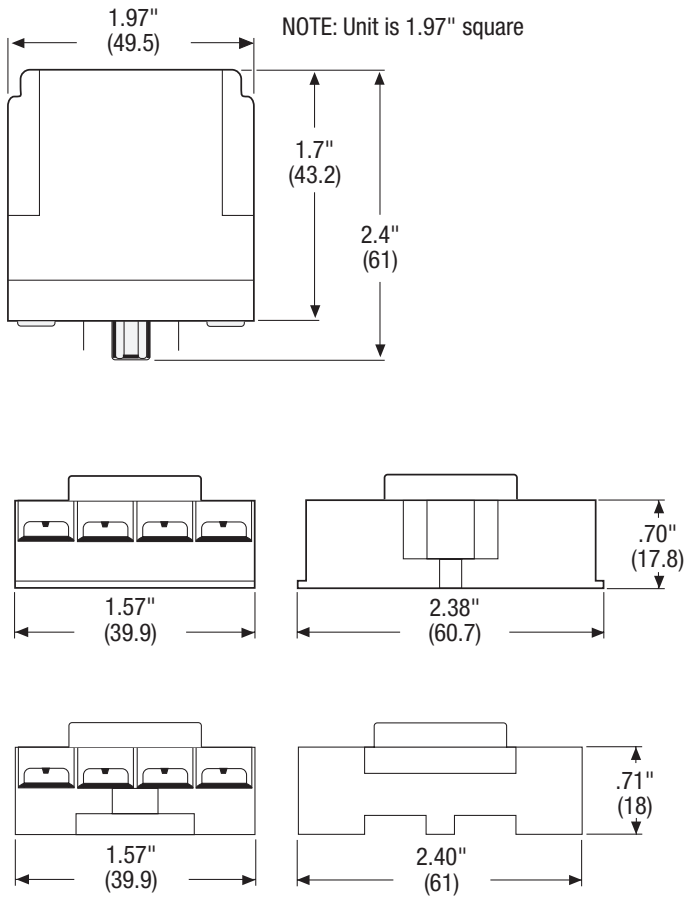


Figure 1

Dimensions

in. (mm)



Note: All dimensions are nominal (millimeters)

Figure 2

Warranty

Warner Electric LLC warrants that it will repair or replace (whichever it deems advisable) any product manufactured and sold by it which proves to be defective in material or workmanship within a period of one (1) year from the date of original purchase for consumer, commercial or industrial use.

This warranty extends only to the original purchaser and is not transferable or assignable without Warner Electric LLC's prior consent.

Warranty service can be obtained in the U.S.A. by returning any defective product, transportation charges prepaid, to the appropriate Warner Electric LLC factory. Additional warranty information may be obtained by writing the Customer Satisfaction Department, Warner Electric LLC, 449 Gardner Street, South Beloit, Illinois 61080, or by calling 815-389-3771.

A purchase receipt or other proof of original purchase will be required before warranty service is rendered. If found defective under the terms of this warranty, repair or replacement will be made, without charge, together with a refund for transportation costs. If found not to be defective, you will be notified and, with your consent, the item will be repaired or replaced and returned to you at your expense.

This warranty covers normal use and does not cover damage or defect which results from alteration, accident, neglect, or improper installation, operation, or maintenance.

Some states do not allow limitation on how long an implied warranty lasts, so the above limitation may not apply to you.

Warner Electric LLC's obligation under this warranty is limited to the repair or replacement of the defective product and in no event shall Warner Electric LLC be liable for consequential, indirect, or incidental damages of any kind incurred by reason of the manufacture, sale or use of any defective product. Warner Electric LLC neither assumes nor authorizes any other person to give any other warranty or to assume any other obligation or liability on its behalf.

WITH RESPECT TO CONSUMER USE OF THE PRODUCT, ANY IMPLIED WARRANTIES WHICH THE CONSUMER MAY HAVE ARE LIMITED IN DURATION TO ONE YEAR FROM THE DATE OF ORIGINAL CONSUMER PURCHASE. WITH RESPECT TO COMMERCIAL AND INDUSTRIAL USES OF THE PRODUCT, THE FOREGOING WARRANTY IS IN LIEU OF AND EXCLUDES ALL OTHER WARRANTIES, WHETHER EXPRESSED OR IMPLIED BY OPERATION OF LAW OR OTHERWISE, INCLUDING, BUT NOT LIMITED TO, ANY IMPLIED WARRANTIES OF MERCHANTABILITY OR FITNESS.

Some states do not allow the exclusion or limitation of incidental or consequential damages, so the above limitation or exclusion may not apply to you. This warranty gives you specific legal rights and you may also have other rights which vary from state to state.

Changes in Dimensions and Specifications

All dimensions and specifications shown in Warner Electric catalogs are subject to change without notice. Weights do not include weight of boxing for shipment. Certified prints will be furnished without charge on request to Warner Electric.



The proper selection and application of products and components, including assuring that the product is safe for its intended use, are the responsibility of the customer. To view our Application Considerations, please visit <https://www.regalrexnord.com/Application-Considerations>.

To view our Standard Terms and Conditions of Sale, please visit <https://www.regalrexnord.com/Terms-and-Conditions-of-Sale>.

"Regal Rexnord" is not indicative of legal entity. Refer to product purchase documentation for the applicable legal entity.

Regal Rexnord and Warner Electric are trademarks of Regal Rexnord Corporation or one of its affiliated companies.

© 2020, 2025 Regal Rexnord Corporation, All Rights Reserved. MCM-P-239-38-WE-EN-A4 01/20

